



*Ideal For Replacement & New Construction*  
 Premium Vinyl Doors / Series 9300 & 9301  
**French Swing Doors**

The Best Is Always Superior™

Product Information Sheet

Series 9300 and 9301 Premium Vinyl French Swing Doors are manufactured in California by Superior Windows & Doors.

**FEATURES OVERVIEW**

- Unique exterior design.
- Series 9300 features inswing operable panels and Series 9301 features outswing operable panels.
- Manufactured with extruded, high impact, UV-stabilized, multichambered, rigid polyvinyl chloride (PVC).
- Choose from White or Almond colors.
- Frames and panels are miter cut and fusion welded.
- 7/8" insulated glass with the Intercept® warm-edge spacer system.
- Frame depth is 5 11/16".
- Nail-on fins are an integral part of the frame at the head and jambs with a 1" set back from the exterior edge of the frame.
- Vertical frame and panel members are reinforced with aluminum extrusions for added structural strength and rigidity.
- Secure multipoint locking system with top, bottom, and center locking is standard.
- Adjustable door hinges are standard.
- Extruded aluminum threshold is standard in Gold Anodized and White, Almond, or Bronze painted finishes.
- Compression weatherstripping provides a barrier against air and water infiltration.
- Fixed or hinged (inswing) sidelites available. Hinged sidelites are not available with 8<sup>0</sup> high doors.
- Many grid and glass options available.
- Available in standard or custom sizes.

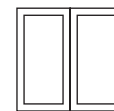
**CONFIGURATIONS**

(Viewed From Exterior)

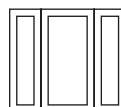


**1-Panel**  
XL / XR

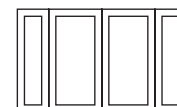
X = Operable Panel  
 O = Fixed Panel  
 F = Fixed Sidelite  
 H = Hinged Sidelite



**2-Panel**  
XXL / XXR  
XOL / XOR / OXL / OXR



**1-Panel with Sidelites**  
FXFL / FXFR  
HXHL / HXHR



**2-Panel with Sidelites**  
FXXFL / FXXFR  
HXXHL / HXXHR

**STANDARD HEIGHTS** (callout = net)

6<sup>7</sup> = 78 1/2" / 6<sup>8</sup> = 79 1/2" / 8<sup>0</sup> = 95 1/2"

**FRAME TYPES**

**Nail-on** Series 9300/9301

Net Frame Size:

1-panel – callout plus 3/8" W and minus 1/2" H.

2-panel – callout minus 5/8" W and 1/2" H.

**Retrofit** Series 9390/9391.

**Brick Mould** Series 9394/9395.

**THERMAL RATINGS**

As tested with Climate Shield™ with Silvercoat<sup>3</sup> high performance glazing system featuring Low-E<sup>3</sup> glass.

	Low-E <sup>3</sup>	Low-E <sup>3</sup> + Argon*
<b>SHGC</b>	.18	.18
<b>U-Factor</b>	.36	.30

Energy saving glass option includes Climate Shield™ with Silvercoat<sup>3</sup>. NFRC rated for thermal performance.

\*Both U-Factor and SHGC must be .30 or lower to qualify for the 2009/2010 Federal tax credit.

**STRUCTURAL RATINGS**

Meet and exceed AAMA specifications.

XXR LC 25

<b>HARDWARE</b>	Door Handle	Sidelite Latch	Door Hinge	Sidelite Hinge
White	✓	✓	✓	✓
Brite Brass	✓		✓	✓
Antique Brass	✓		✓	✓
Brite Chrome	✓		✓	✓
Brushed Chrome	✓		✓	✓
Dark Bronze	✓		✓	✓
Almond	✓	✓	✓	✓

